

A070gRB SEMICONDUCTOR PROTECTION FUSES



The A070gRB is a fast acting, full range fuse utilized in the protection of inverters, UPS and other discrete semi-conductor devices

Features/Benefits

- **International** 10 X 38 mm (1 1/2 X 13/32) size for worldwide acceptance
- **Ferrule mount** 1 to 30A for design versatility
- **Low I²t** for improved semiconductor protection
- **gR Class** according to VDE 636-23 and IEC 269.4

Ratings

- **AC:** 1-30A
160kA, 700V
- **DC:** 550VDC, L/R =
10mS

Approvals

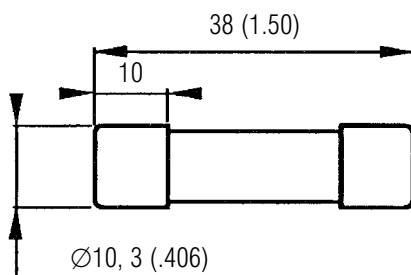
- UL Recognized Component
- IEC 269-4 Compliance
- AC: UL Guide No. JFHR2

HIGHLIGHTS:

- Extremely Fast Acting
- Current Limiting
- Low I²t
- Excellent Cycling Capability
- gR

APPLICATIONS:

- Protection of small inverters, UPS systems, motor drives and similar 700v or less equipment



FUSE HOLDERS FOR A070GRB FUSES

USM SeriesULTRASAFE™ Fuse Holders
303 SeriesMidget Fuse Blocks

Note: Fuses labels have both European and American references.

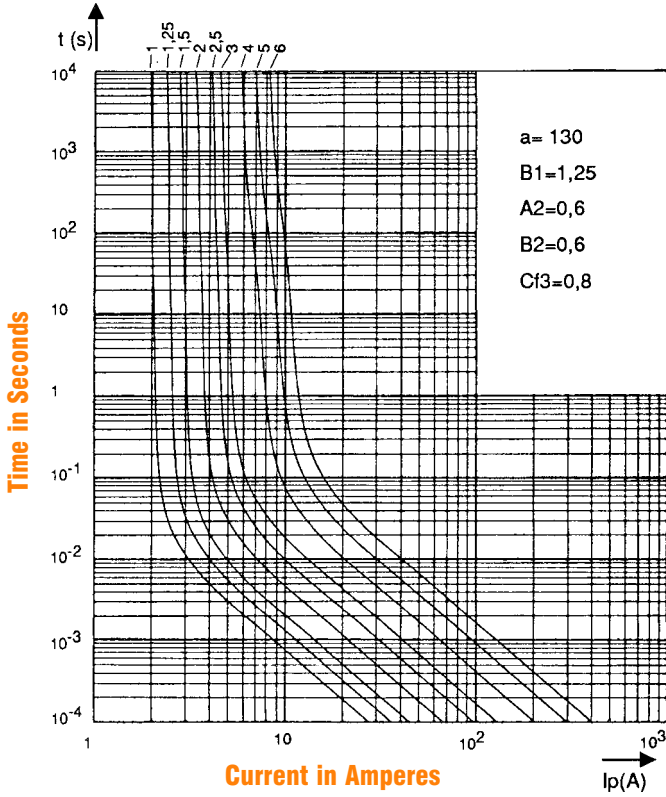
A070gRB SEMICONDUCTOR PROTECTION FUSES

BODY SIZE (mm)	AMPERE RATING	RATED VOLTAGE (VAC)	Melting I ² t (A ² s)	Clearing I ² t @ Rated Voltage (A ² s)	WATTS LOSS		CATALOG NUMBER	REFERENCE NUMBER
					@ 80% RATED CURRENT	@ 100% RATED CURRENT		
10 X 38	1	700	0.066	0.32	0.57	1	A070GRB01T13	W330000
	1.25		0.115	0.4	0.7	1.25	A070GRB1.25T13	X330001
	1.5		0.185	0.63	0.81	1.5	A070GRB1.5T13	Y330002
	2		0.42	1.43	1.1	2	A070GRB2T13	Z330003
	2.5		0.88	3	1.15	2.1	A070GRB02.5T13	A330004
	3		1.55	5.1	1.25	2.3	A070GRB03T13	B330005
	4		4	13.2	1.35	2.6	A070GRB04T13	C330006
	5		8.6	27.5	1.4	2.7	A070GRB05T13	D330007
	6		15	48.5	1.5	2.9	A070GRB06T13	E330008
	8		3.3	36.3	1.35	2.4	A070GRB08T13	F330009
	10		5.4	60.5	1.85	3.4	A070GRB10T13	G330010
	12.5		8.5	90.2	1.9	3.4	A070GRB12.5T13	H330011
	16		16	160	2.3	4.1	A070GRB16T13	J330012
	20		30	275	2.4	4.3	A070GRB20T13	K330013
	25		58	520	2.7	4.7	A070GRB25T13	L330014
30	96	815	2.9	5	A070GRB30T13	M330015		

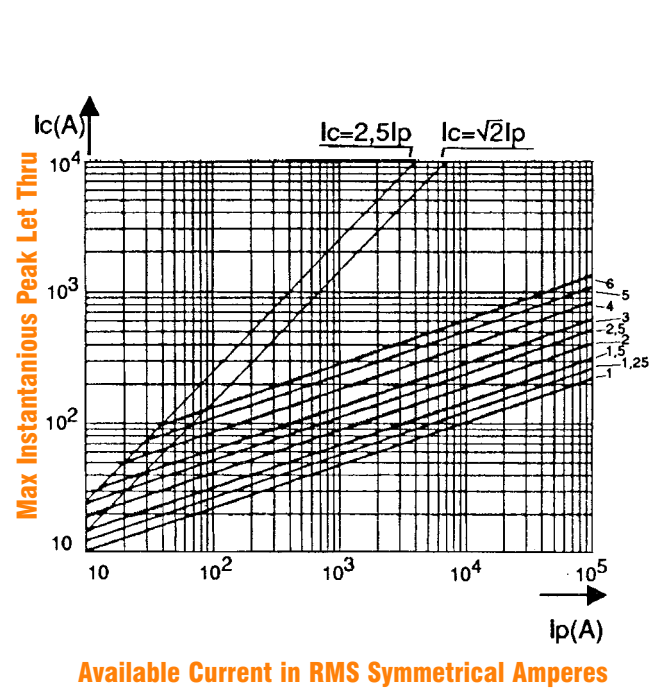


A070gRB SEMICONDUCTOR PROTECTION FUSES

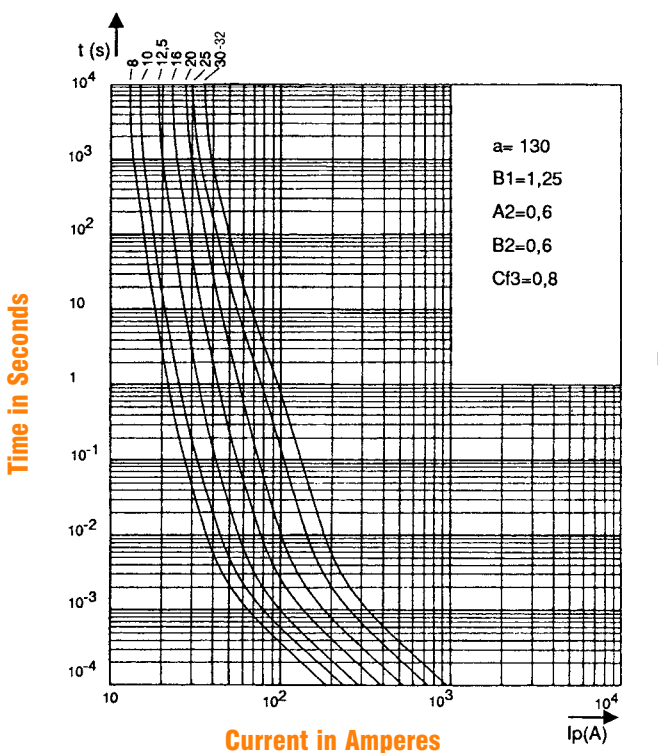
Melting Time Current Data (1 to 6A)



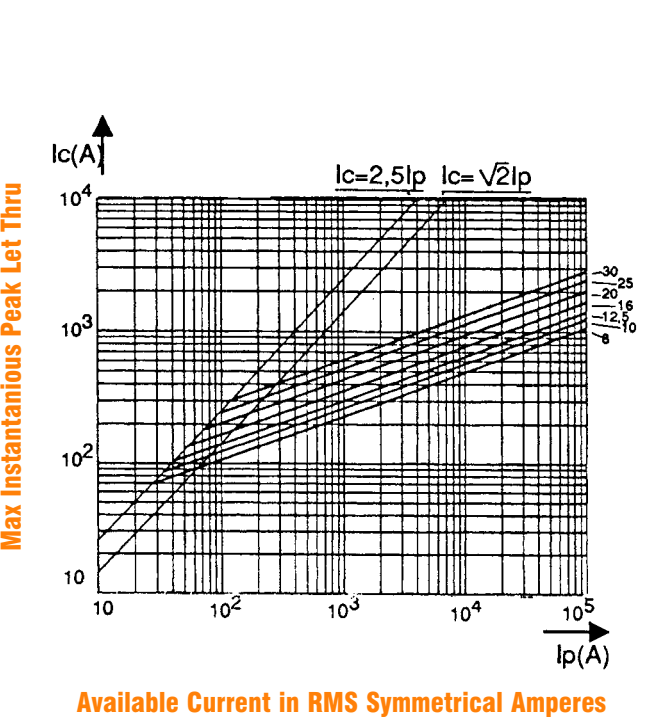
Peak Let Thru Current Data (1 to 6A)



Melting Time Current Data (8 to 30A)

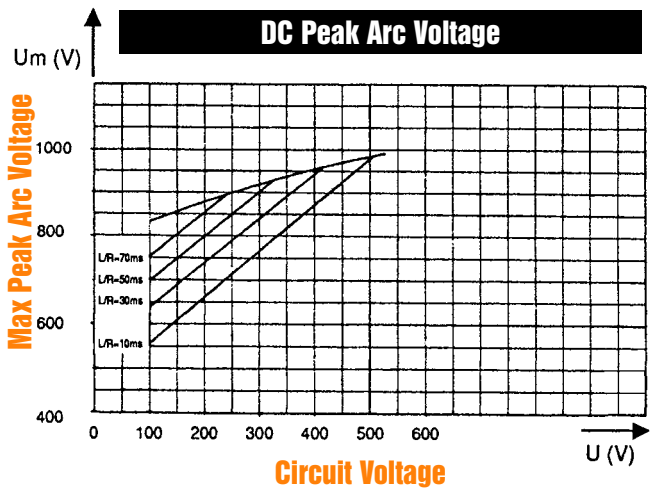
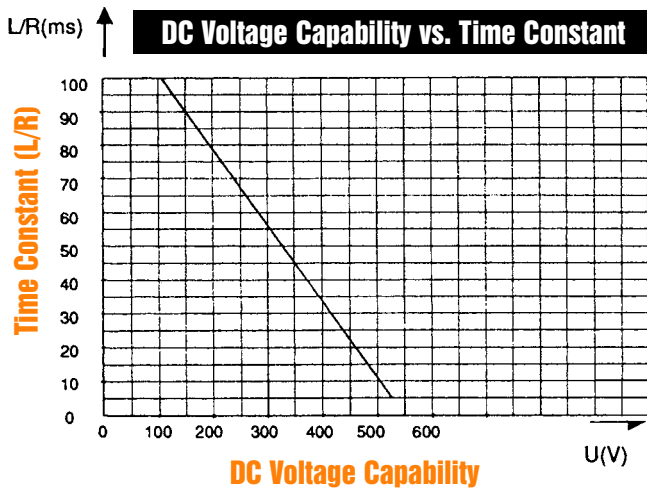


Peak Let Thru Current Data (8 to 30A)

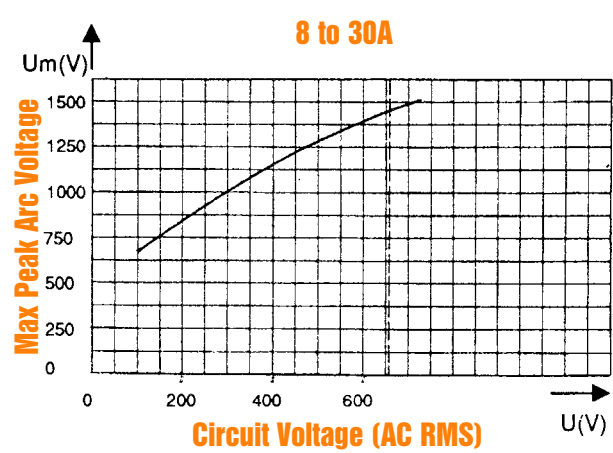
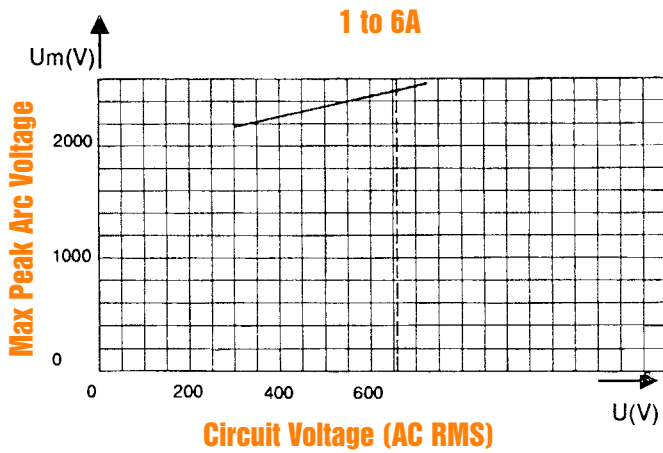


A70gRB

SEMICONDUCTOR PROTECTION FUSES

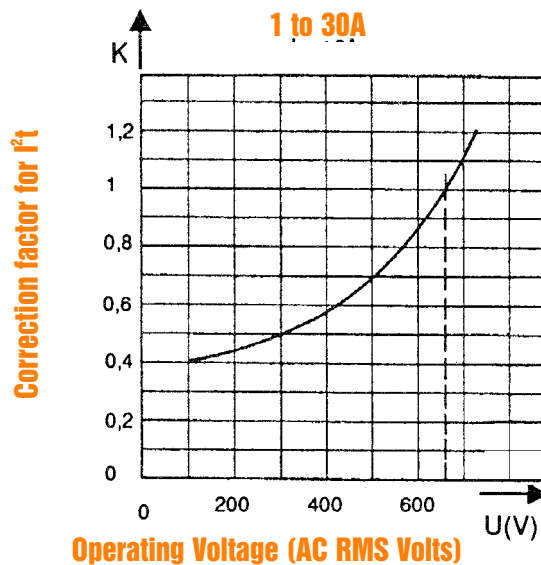


Maximum Arc Volts vs. System Voltage



Determines the peak arc voltage across fuse terminals as a function of applied voltage

Clearing I²t vs. AC operating voltage



Correction factor to determine clearing I²t of a fuse below its related voltage.